


# What Will I Learn in Drawing?

As an artist, I can integrate the characteristics of the tools of a selected media in original artworks to support artistic purposes.

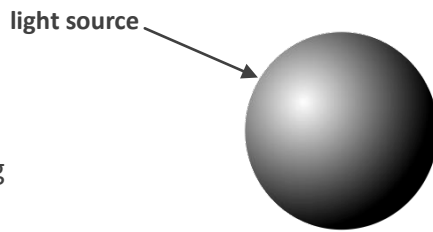


As an artist, I can develop my 8 Studio Habits of Mind.

- Develop Craft
- Engage & Persist
- Envision
- Express
- Observe
- Reflect
- Stretch & Explore
- Understand Art World

I can use drawing techniques to render objects (with highlights, shadows & a light source) in my artwork.

- Blending
- Hatching
- Stippling
- Crosshatching
- Scumbling



As an artist, I can analyze how the principles are combined to communicate meaning in the creation of, presentation of, or response to visual artworks.

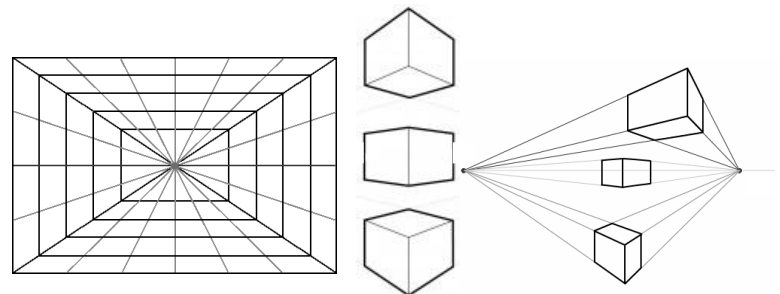
- |          |          |
|----------|----------|
| Balance  | Pattern  |
| Contrast | Emphasis |
| Movement | Unity    |
| Rhythm   |          |

**Value:** The lightness or darkness of a color

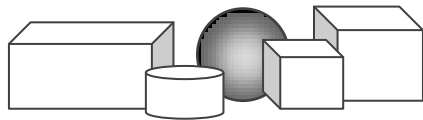
**Tonal range:** Various shades of grey between absolute black and absolute white



As an artist, I can use various perspective drawing techniques to suggest depth within in my work.



As an artist, I can use hierarchy, proportion and overlapping to create depth in my artwork.



**Drawing vocabulary:**

- |             |                |                |
|-------------|----------------|----------------|
| proportion  | 3/4 view       | hatching       |
| placement   | profile        | cross-hatching |
| highlights  | oblique        | stippling      |
| shadow      | gesture        | scumbling      |
| variety     | tonal range    | foreshortening |
| harmony     | hierarchy      | perspective    |
| value       | hatching       | dominance      |
| scale       | cross-hatching | contour        |
| composition | stipple        | blind contour  |

As an artist, I can emphasize the subject of my artwork and make it aesthetically pleasing to the viewer by how I arrange my composition.

